



Name: A	DOB: 08-29-1947
ID:	

Central 30-2 Threshold Test

Fixation Monitor: Gaze/Blind Spot Stimulus: III, White Pupil Diameter: 2.9 mm Date: 10-25-2005
 Fixation Target: Central Background: 31.5 ASEB Visual Acuity: 20/25 Time: 4:50 PM
 Fixation Losses: 0/26 Strategy: SITA-Standard RX: -1.75 OS -2.75 DC X 100 Age: 59
 False POS Errors: 0 %
 False NEG Errors: 6 %
 Test Duration: 08:59

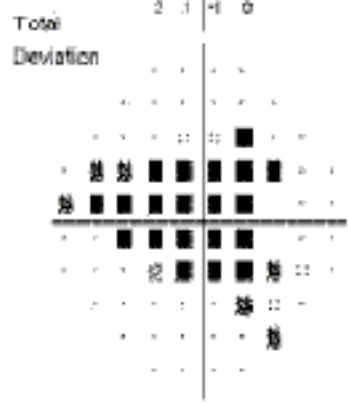
Fovea: 31 dB



	4	4	5	+6						
	2	+2	3	0	1	0				
	1	1	0	+3	+3	+12	1	1		
	-2	-8	+6	-7	-10	-13	-10	-14	+1	1
	-11	-9	-13	-14	-14	-22	-22	0	1	
	2	1	-10	-17	-11	-4	-8	-1	0	
	4	0	-1	-3	-9	-24	-25	-1	-5	-1
	4	1	0	-2	-3	+6	-4	-2		
	-1	1	1	+1	+2	+7				
	2	1								

	3	3	4	+6						
	1	+3	2	-1	0	-1				
	0	0	+4	+4	+13	0	0			
	-3	-9	-7	-7	-14	-14	-13	-15	-2	0
	-12	-10	-14	-15	-16	-23	-23	-1	0	
	2	0	-11	-18	-11	-7	-9	-2	-1	
	3	0	-2	-4	-10	-25	-26	-1	-5	-2
	3	0	-1	-2	-3	-7	-5	-3		
	+2	0	0	+1	+3	+6				
	1	0	-2	-1						

GHT
 Outside normal limits
 MD -8.84 dB P < 0.5%
 PSD 13.64 dB P < 0.5%



□ < 5%
 □ < 2%
 □ < 1%
 ■ < 0.5%

