

Single Field Analysis


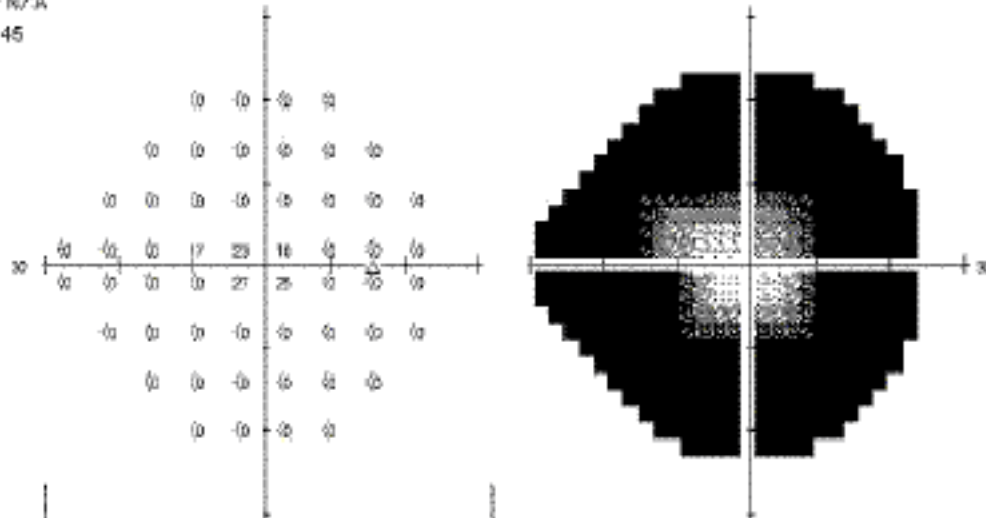
Eye: Right

Name: X	DOB: 02-02-1942
ID:	

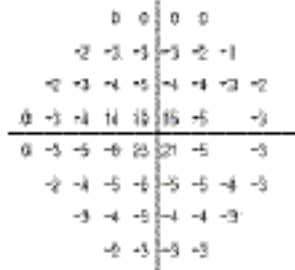
Central 24-2 Threshold Test

Fixation Monitor: Gaze/Blind Spot Stimulus: Ill. White Pupil Diameter: 3.6 mm Date: 12-29-2008
 Fixation Target: Central Background: 31.5 ASB Visual Acuity: Time: 8:19 AM
 Fixation Losses: 0/13 Strategy: SITA-Standard RX: DS DC X Age: 64
 False POS Errors: 0 %
 False NEG Errors: N/A
 Test Duration: 06:45

Fovea: OFF



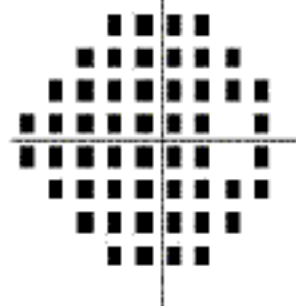
Total Deviation



Pattern Deviation

GHT
 Outside normal limits

 MD -29.86 dB P < 0.5%
 PSD 8.43 dB P < 0.5%



○ < 5%
 ⊙ < 2%
 ⊗ < 1%
 ■ < 0.5%

Carl Zeiss Meditec
 5160 Hacienda Drive
 Dublin, CA 94568
 1-877-HUMPHREY

